

OFFICE OF THE DEAN AND PRINCIPAL, S.C.B MEDICAL COLLEGE, CUTTACK


SHORT TENDER NOTICE

Short Tender No. 13006

Dt. 17/11/2022

Sealed tenders are invited from the registered firms/ authorized dealers and manufactures /suppliers for supply of Minor Instrument and equipments for the different departments of SCB Medical College, Cuttack in the financial year 2022-23. The Tender will be opened on scheduled date and time in office of the undersigned in presence of the bidders or their authorized representatives. In the event of the date being declared as a holiday for Government of Odisha, the due date of submission of bids and opening of bids will be the next working day. The Bidders may download the Tender documents directly from this college's website available at [http:// scbmch.in](http://scbmch.in) and also can be obtained from the Budget Section of office of the Dean & Principal, S.C.B. Medical College, Cuttack. The cost of tender paper is Rs.500/- (Non refundable) by a bank draft/demand draft in favour of "**Dean & Principal, S.C.B. Medical College, Cuttack**" payable at Cuttack from any Nationalized Bank. Any tender received after the due date & time will be rejected and returned to the sender un-opened. The Tender will be received through **Regd. Post/ Speed Post** only. The authority reserve the right to reject any/ all the Tenders without assigning any reasons thereof.

- | | | | |
|---|--|---|---------------------------|
| 1 | Cost of Tender Paper | : | 500.00 |
| 2 | Date of sale of tender Paper | : | 17.11.2022 |
| 3 | Last date of receipt of Tender Paper | : | 30.11.2022 |
| 4 | Detail of opening of the Technical Bid | : | 01.12.2022 |
| 5 | Place of opening of Tender Paper | : | Dean & Principal's Office |


Dean and Principal
SCB Medical College, Cuttack

Dean & Principal
S.C.B. Medical College Cuttack


OFFICE OF THE DEAN AND PRINCIPAL, S.C.B MEDICAL COLLEGE, CUTTACK

SHORT TENDER PAPER No. _____.

- | | | | |
|---|--|---|---------------------------|
| 1 | Cost of Tender Paper | : | 500.00 |
| 2 | Date of sale of tender Paper | : | 17.11.2022 |
| 3 | Last date of receipt of Tender Paper | : | 30.11.2022 (1.30 PM) |
| 4 | Detail of opening of the Technical Bid | : | 01.12.2022 (3.30 PM) |
| 5 | Place of opening of Tender Paper | : | Dean & Principal's Office |

TERMS AND CONDITIONS:

1. The bidders will deposit Rs.3000/- towards EMD.
2. Photo Copy of up-to-date GST certificate .
3. Photo Copy of PAN Number
4. The rate should be quoted and valid for 1 year.
5. The bidders will submit the all Certificate of the concerned Organization.
6. The list of all documents enclosed duly signed by the bidder.
7. If any information and documents furnished by the bidder are found to be incorrect, misleading at any stage the quotation/Tender will be rejected.
8. Authority reserved right to cancel any or all items without assigning any reason thereof.
9. The Envelop should be super scribed as Tender for repair of wooden furniture, miner aluminum, Iron furniture work of the Dean and Principal, SCB Medical College, Cuttack .
10. The Tender should be submitted to the Dean and Principal, SCB Medical College, Cuttack through Registered /Speed Post only.
11. No claims shall be made against the authority i.e Dean and Principal, SCB Medical College, Cuttack in respect of interest on EMD or any other security deposit or on delay payment.
12. The bidder will mentioned their Bank name, Bank Account, IFC code and Mobile No.


Dean and Principal
SCB Medical College, Cuttack

Dean & Principal
S.C.B. Medical College Cuttack

NAME OF THE MINOR INSTRUMENT AND EQUIPMENT

SL No	Instrument and Equipments	Technical Specification
	Orthopedics	
1	Bone Holding forceps Small 6 inches long 2 pairs.	Serrated for forearm
2	Bone Holding forceps Small 6 inches long 2 pairs.	Box for forearm
3	Bone Holding forceps Medium 9 inches long 2 pairs	Serrated for Humerus
4	Bone Holding forceps Medium 9 inches long 2 pairs	Box for Humerus
5	Bone Holding forceps large 12 inches long 2 pairs	Serrated for Femur/Tibia
6	Bone Holding forceps large 12 inches long 2 pairs	Heygroves for Femur/Tibia
7	Nibbler 6inch	Straight
8	Nibbler 9inch	Straight
9	Bone lever 6inch	
10	Bone lever 9inch	
11	Universal nail removal set	
12	Reamer (Size 8-12)	Solid
13	Reamer (Size 8-12)	Cannulatted
14	Plier	Nose
15	Wire Cutter	

SL No	Instrument and Equipments	Technical Specification
	Forensic Medicine & Toxicology	
16	Dissection Table	Hot water geyser with sprayer
17	Complete Autopsy Dissection Set	
	Pulmonary Medicine	
18	CIDEX TRAY (Bronchoscope & Thoracoscope)	
19	X-ray View Box Big Size	Double Plate
20	Portable ECG Machine	
21	Fundoscopy	
	Plastic & Reconstructive Surgery	
22	Nerve Stimulator	Pulse Amplitude : 0.2mA to 5.0mA Pulse Width : 0.1m sec Pulse Frequency : 1Hz or 2 Hz Switchable (Default 1 Hz) Pulse Frequency : 1Hz or 2 Hz Switchable (Default 1 Hz) Impedance : 0 to 5K ohms Display : 3 Digit 7 segment large display Resolution : 0.01mA or 0.1.mA Battery : 9V, Type 6LR-61 or 6F22 Indication: Red LED flashing indicates battery. Yellow LED flashing with beep sound for delivery of each pulse when the circuit is closed.

SL No	Instrument and Equipments	Technical Specification
23	Handheld Vascular Doppler	Multi-frequency 5,8,10 MHz Bidirectional Doppler 300 mW speaker output Power from DC9V,alkaline battery Conforms to IEC 60601-1 Software for patient Report
24	Microvascular Clamps	Pair micro vascular single clamp 2v and 3v Pcs micro vascular double clamp 2v & 3v
	CTVS	
25	Metzenbaum scissor	8 Inch
26	Needle Holder for3-0, 4-	8 Inch
27	Varicose vein stripper(Tiffin Box)	
28	Vascular Forceps	6 Inch
29	Ring Tip Vascular Forcep	8 Inch
30	Vascular Forcep (Debake	8 Inch
31	Bone Cutting Forceps of length	220mm
32	Allis Forceps	6 Inch
33	Ryder Needle Holder	8 Inch
	ENT	
34	Operating microscope	
35	Nasal endoscopy	0* Degree 30* Degree 70* Degree

SL No	Instrument and Equipments	Technical Specification
36	Instrument set for Nasal endoscopy surgery	
37	Instrument set for Microlaryngeal Surgery	
38	Otoacoustic Emission for child hood hearing loss	
39	Stylus microdrill (Can be used with the existing xomed microdebrider consol)	
40	Coablator	
	Endocrine Surgery	
41	Pulse Oxymeter	
42	Electronic BP measuring Instrument	
43	Glucometer	
	Skin & VD	
44	Dermalite	
45	Mini Cry Gun liquid Nitrogen	
46	Instrument Trolley	Stanless Steel
47	Autoclave	
48	Fine forcep	
49	Toothed forcep	
50	Mosquito forcep	
51	Needle holder	
52	Instrument Cabinet	
53	OT Light	

SL No	Instrument and Equipments	Technical Specification
	General Medicine	
54	Pulse Oxymeter	MEDITIVE Alarm Function Fingertip Pulse Oxymeter
55	Glucometer	Accucheck Active Glucometer
56	Ophthalmoscope	Pocket ophthalmoscope halogen
	Physiology	
57	Myograph board with stand	Wood board, stainless steel stand with writing lever (heart & muscle experiment)
58	Revolving Stainless steel round stool	4 legs, Epoxy powder coated, Revolving stool
59	Sahli's Haemometer set	The standard set consists of a Black counting chamber, round HB tube, 20 ul H.B. Pipette, Rubber Tube with mouth piece, Cleaning Brush, Glass Dropper with rubber teat, Glass rod, Amber Bottle with White tamper stopper and Screw cap.
60	Complete Haemocytometer Set	The Complete set includes one counting chamber, two 0.5mm cover glasses, one red cell pipette, one white blood cell pipette, tubing, mouthpieces and carrying case. A counting chamber is a precision measuring instrument made of special optical glass. It is used to count cells or other particles in suspensions under a microscope. Counting chambers are mainly used for blood analysis (counting leucocytes, erythrocytes and thrombocytes) and to count cells of liquor. Counting chambers are also used, however, to count bacteria and fungus spores.
61	Marey's Tambour	
62	Stethography	The Stethograph is designed for recording human respiratory human respiratory movement with a recording device such as a tambour or transducer. The corrugated rubber tubing is 200mm (8 inch) long and 35mm (13/8 inch) diameter.

SL No	Instrument and Equipments	Technical Specification
	Urology & Renal Transplantation	
63	Cidex Tray 3 pair	Width 27 inch* Hight 5 inch*Depth 6 inch
64	light Cable	300/150 cord
65	URSL Probe	1 mm (Ureterosc ope Probe)
66	URS Triprong Forceps	60 cm, 3 Fr
67	URS Biprong Forceps	60 cm, 3 Fr
68	Cold Cup Biopsy Forceps	10.5mm
69	Lap Clip Applicator	
70	Hemolock Applicator	
71	Safety Trocar	10mm
72	Safety Trocar	5 mm
73	Trocar	10mm
74	Trocar	5mm
75	Reducer	10 to 5
76	Washer	10mm
77	Washer	5mm
78	Stone Punch	24.5Fr
79	Cystoscopic Sheath	14Fr
80	Dj Stent Removl Forceps	6Fr/5Fr
	O & G	
81	Colposcope	Specifications for Colposcope Digital Video Colposcope With Standard accessories .With an integrated digital SLR camera(min.10 megapixel) and live image viewing. Convergent optical beams that mimic the human eye for true stereoscopic 3-D visualization with less fatigue. Working distance is 25 to 30 cm for optimal Clinical comfort. Multiple


		<p>modes of Electronic Green filter for enhanced contrast. Magnification maximum 15x. Ultra Bright white LED cold Light. Recommended Lamp Life 25000Hours. Minimum Illumination 0.2 Lux. Warranty 5 years Along with Multi function Image processing software with imported Footswitch & imported capture Card for Laptop/Desktop. Integrated Management of view Examination image capture & freeze, Recording, Observation, Processing, Saving and printout. More than 500 inbuilt reference pictures. Can be integrated to Lan and HIS. Side by Side powerful Comparison of Colposcopic images. Statistic Analysis function. Multi format report Facility. Colposcopy REID Evaluation system should confirm to US FDA/European CE and EN 60601-2-13</p>
	Neurosurgery	
82	Leyla Retractor	Mahalasa make available in Gem Portal
83	Mayo-Heggar Needle Holder	6" long
84	Mayo-Heggar Needle Holder	Tungsten Carbide tipped
85	Kerrison Punch	180mm, 45 degree upward bite, 3mm
86	Kerrison Punch	180mm, 45 degree upward bite, 4mm
87	Kerrison Punch	180mm long, 90 degree upward bite, 4mm tip
88	Rongeur-Nibbler- Double action	Ruskin angled 18cm long, 5mm tip
89	Rongeur-Nibbler- Double action	Lightly curved extra delicate 9" long, 2mm tip
90	Rongeur-Nibbler- Double action	Jansen fine 7" long, straight 2mm
91	Rongeur-Nibbler- Double action	Jansen fine 7" long, curved 3mm
92	Rongeur-Nibbler- Single action	Lempert fine 8" long, straight

SL No	Instrument and Equipments	Technical Specification
93	Cannula Suction	Frazier suction – Tear drop-colour coded, plain tip,6 Fr,10cm
94	Cannula Suction	Frazier suction – Tear drop-colour coded, plain tip,6 Fr,15cm
95	Cannula Suction	Frazier suction – Tear drop-colour coded, plain tip,9 Fr,10cm
96	Cannula Suction	Frazier suction – Tear drop-colour coded, plain tip,9 Fr,15cm
	Community Medicine	
97	Comparator, Nessler	
98	Barometer(Fotin)	
99	Salter's baby weighing scale	
100	Filter Berkefield	
101	Hydrometer, Spirit	
102	Hydrometer Milk	
103	Horrock's Apparatus	
104	Spirometer	
105	Herpenden's Callipers(for skin fold thickness)	
106	Balance for weighing food stuff capacity(2kg)	
107	Kata Thermometer	
108	Clinical Thermometer	
109	Otoscope	
110	Infantometer	
111	Ophthalmoscope	
112	Respirometer	

SL No	Instrument and Equipments	Technical Specification
113	Height Measuring (Stature Meter)	
114	MUAC Tapes	
115	Jars, Rectangular, Museum, with Cover Soda Lime Glass, 220x14x140	
116	Precision Balance, Capacity 200 g, Rediability 0.001g, External Calibiration, LCD backlit, With Acrylic Draft Shield, Radwag	
117	Mosquito Anopheles – Male & Female	Prepared Slides
118	Ades – Male & Female	
119	Culex - Male & Female	
120	Larvae – all	
121	Pupae – all	
122	Rat Flea – Male & Female	
123	Head louse - Male & Female	
124	Body louse - Male & Female	
125	Crab louse - Male & Female	
126	Pubic louse - Male & Female	
127	Hard tick - Male & Female	
128	Soft tick - Male & Female	
129	Itch mite	
130	Trombiculid mite	

SL No	Instrument and Equipments	Technical Specification
131	Cyclops	
132	Housefly- (Male & Female)	
133	Tsetse fly	
134	Reduvid bug	
135	Acid fast Bacillus (AFB)	
	Ophthalmology	
136	Bipolar Wet Field Cautery with forceps	
137	Snellen's VA Testing Drum (Self illumination)	71x71x46cm LED illumination
138	Refraction Trial Box	
139	Refraction Trial Frame	Reduced Aperture Frame(38mm)
140	Retinoscopy Trial Set	
141	Retinoscopy Mirror	Plain Mirror (perforated) with Handle
142	Corneal Trephine for Keratoplasty	6 & 6.5
		7 & 7.5
		8 & 8.5
		9 & 9.5
143	Schiotz Tonometer	
144	X –ray View Box	
145	Squint Set	Self retaining speculum Conjuctival Scissors Lims forceps Needle Holder Suture Tier Muscle Hook Calliper ,Plain Foreceps

SL No	Instrument and Equipments	Technical Specification
146	Enucleation Set	
147	Prism Bar (Horizontal & Vertical)	
148	Injury repair Set	Self retaining Speculum Conjunctival Scissor Needle Holder Limbs Foreceps Plain Foreceps Straight Straight toothed foreceps Suture Tying foreceps
149	Ptosis Set	Conjunctival Scissor Lims forceps Plain foreceps Needle Holder Ptosis Clamp Hemostatic Mosquito Foreceps Suture Typing Foreceps BP Handle


Dean and Principal
SCB Medical College, Cuttack
Dean & Principal
S.C.B. Medical College Cuttack